

No. S 2865



RC functions:

Pitch-axis
Roll-axis
Tail rotor
Collective pitch
Motor speed

Specification:

Main rotor diameter:	approx.	810	mm
Tail rotor diameter:	approx.	175	mm
Length:	approx.	680	mm
Height:	approx.	240	mm
Weight:	approx.	1100	g

Essential accessories:

8 NC 2.4 Ah battery, AMP	No.	4615
Battery charger		
Power Peak 3 Sport	No.	8425
25 A speed controller		
Gyro, e.g. GY 240	No.	F 1227
Servos, e.g. S 3101	4 x No.	F 1258
Receiver, e.g. R-147F	No.	F 0963

Radio control system:

Computer radio control system, min. 5 channels
with 120° mixer (HR3) for 3-point swashplate linkage

N20


Illustration shows model assembled and painted, with accessories fitted.

Available from: www.modelflight.com.au

“Eolo” R22

Maximum flying fun

The new electric helicopter from the Robbe stable is an innovative development which is bound to set the standards for the new category of fun helis. In size it plugs the gap between the micro electric helicopter and the 1m class machines. Whether you are looking for precise hovering or spirited aerobatics, indoors or out: this high-performance helicopter simply leaves nothing to be desired.




Stable flying characteristics for the beginner are a particular feature of this model. With a different motor and modified control travels the model R22 becomes a very agile and aerobatic electric chopper for the experienced pilot and expert flyer.


On holiday, too, the “Eolo” R22 can be your constant companion and give you hours of pure flying pleasure.

The mechanical system is of simple construction and consists of a logical combination of materials such as aluminium, carbon and special plastics, intended to combine maximum rigidity with minimum weight.


Kit contents:

- All parts logically sorted by building stage, partially pre-assembled
- All small parts required to install the radio control system
- Adjustable pushrods, ready-to-fit
- Torsionally rigid aluminium chassis, CNC-machined
- Two-stage main gearbox with 18:1 reduction ratio
- Integral freewheel for auto-rotation landings
- Shaft drive for fast, accurate tail rotor response
- Precision-made rotor head with integral collective pitch compensator
- Ballraced tail rotor gearbox with steel gears
- Carbon fibre skid landing gear
- Motor
- Variable motor mount to accommodate different reduction ratios
- Main and tail rotor blades
- Plastic semi-scale R22 canopy
- Multi-colour decal sheet
- Comprehensive multi-lingual building instructions with exploded drawings






The torsional rigidity of the chassis is exceptionally high, as it is machined from an aluminium square-section profile. The chassis includes pre-cut openings for the tail boom support, skid landing gear and front structure. Aluminium dome support; tail boom bracket and front structure made of glass fibre reinforced plastic.



The two-stage gearbox is ballraced and features reinforced plastic gears. The motor position can be varied in order to accommodate different reduction ratios. The free-wheel is located in an aluminium housing. The lightweight tubular rotor shaft is made of special steel. The gearbox is very easy to maintain.




The servos are arranged in a compact group below the swashplate, allowing straight, direct pushrods to be employed. The servo mounts are adjustable to cater for different sizes of servo.



The ballraced rotor head is moulded in glass fibre reinforced plastic. It features O-ring damping which is responsible for the rotor head's inherently stable flying characteristics. The collective pitch compensator is integral with the flybar, and is direct in operation and devoid of lost motion. The swashplate is equipped with a swivel bearing and a special ballrace.



The enclosed tail rotor gearbox features multiple ballraces, and is based on steel bevel gears. The ultra-precise tail rotor linkage combined with the aerodynamically optimised tail rotor blades efficiently convert the high-speed control commands from the gyro and tail rotor servo.



The rugged, lightweight skid landing gear consists of carbon fibre tubes with glass fibre reinforced plastic connecting pieces. The battery position can be varied in order to adjust the Centre of Gravity. This is easy to do since accessibility is so good.

